

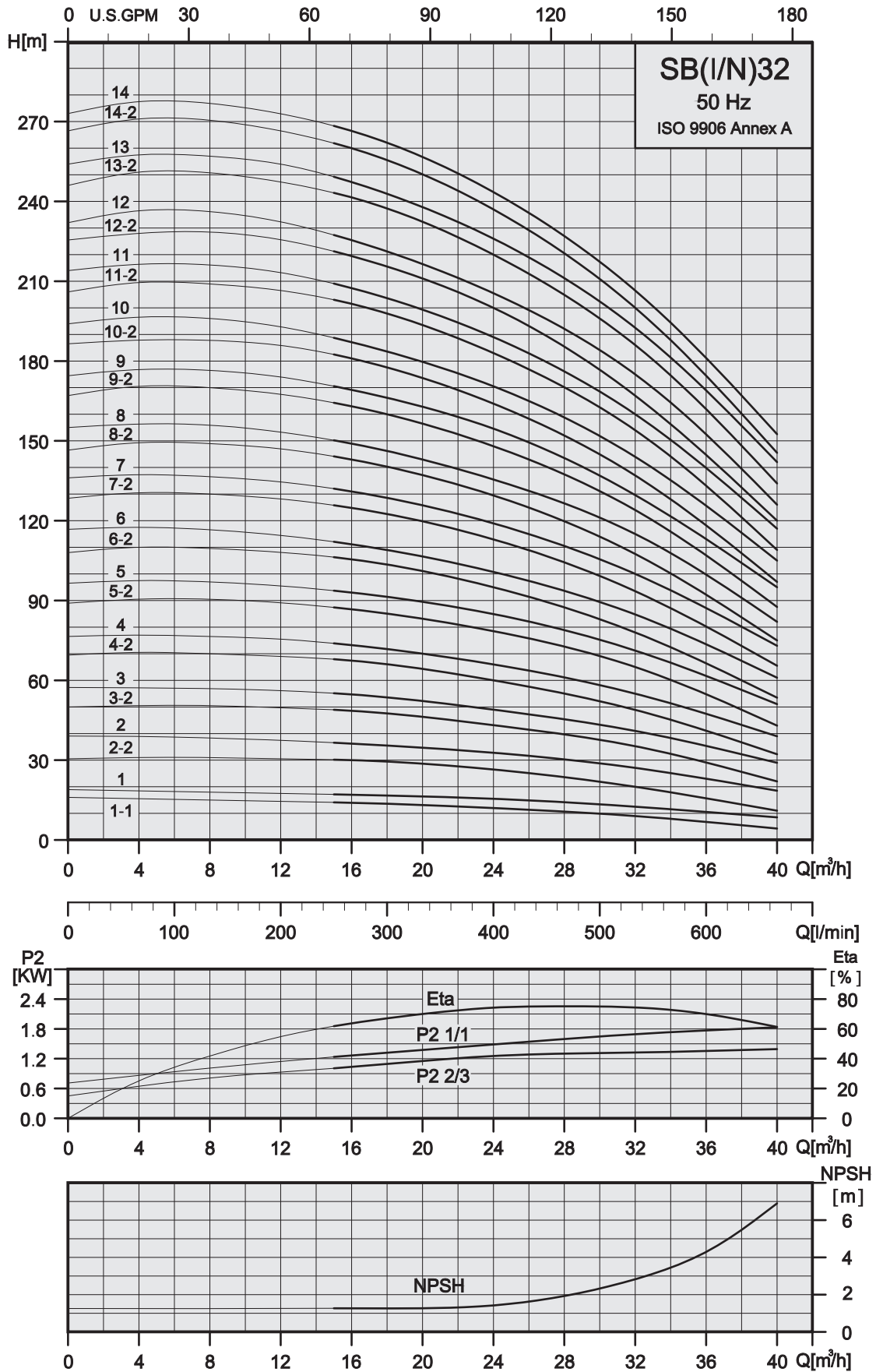
# Technical data

Vertical Multistage Centrifugal In-line Pumps



STAIRS PUMPS

## SB, SBI, SBN 32



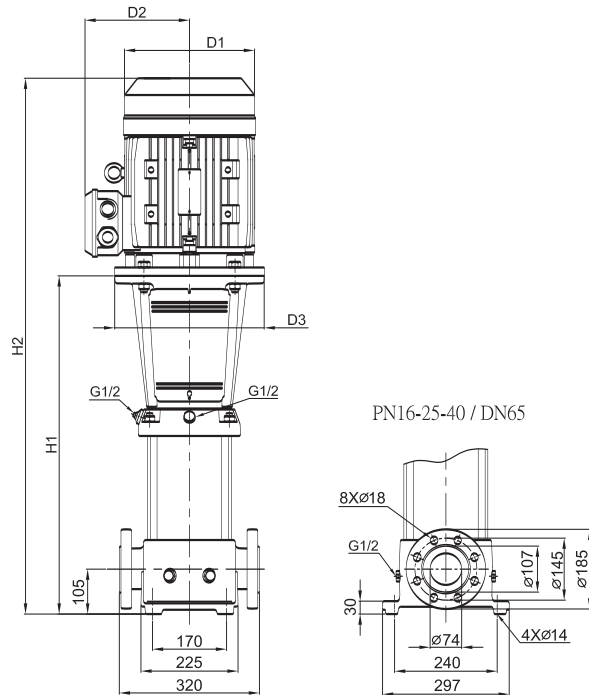
# Technical data

Vertical Multistage Centrifugal In-line Pumps



STAIRS PUMPS

## Dimensions and weights-SB32



Pump type	Motor P <sub>2</sub> [kW]	SB					Net weight[kg]
		DIN flange		Dimension[mm]			
		H1	H2	D1	D2	D3	
SB 32-1-1	1.5	504	779	175	140	280	69.5
SB 32-1	2.2	504	779	175	140	280	71.5
SB 32-2-2	3.0	574	894	196	148	280	80.5
SB 32-2	4.0	574	909	219	162	280	87.5
SB 32-3-2	5.5	644	1004	234	199	300	104.4
SB 32-3	5.5	644	1004	234	199	300	104.4
SB 32-4-2	7.5	714	1114	234	199	300	116.4
SB 32-4	7.5	714	1114	234	199	300	116.4
SB 32-5-2	11.0	894	1339	268	215	350	153.0
SB 32-5	11.0	894	1339	268	215	350	153.0
SB 32-6-2	11.0	964	1409	268	215	350	156.0
SB 32-6	11.0	964	1409	268	215	350	156.0
SB 32-7-2	15.0	1034	1523	268	215	350	170
SB 32-7	15.0	1034	1523	268	215	350	170
SB 32-8-2	15.0	1104	1593	268	215	350	173
SB 32-8	15.0	1104	1593	268	215	350	173
SB 32-9-2	18.5	1174	1709	317	242	350	211
SB 32-9	18.5	1174	1709	317	242	350	211
SB 32-10-2	18.5	1244	1779	317	242	350	213
SB 32-10	18.5	1244	1779	317	242	350	214
SB 32-11-2	22.0	1314	1893	317	242	350	227
SB 32-11	22.0	1314	1893	317	242	350	227
SB 32-12-2	22.0	1384	1963	317	242	350	229
SB 32-12	22.0	1384	1963	317	242	350	229
SB 32-13-2	30.0	1454	2077	317	290	400	317
SB 32-13	30.0	1454	2077	317	290	400	317
SB 32-14-2	30.0	1524	2147	317	290	400	320
SB 32-14	30.0	1524	2147	317	290	400	320

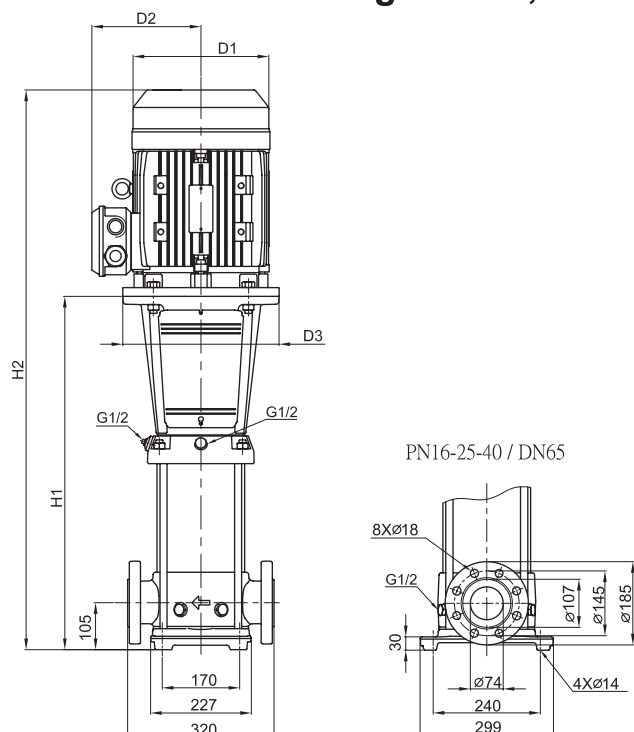
# Technical data

Vertical Multistage Centrifugal In-line Pumps



STAIRS PUMPS

## Dimensions and weights-SBI,SBN32



Pump type	Motor P <sub>2</sub> [kW]	SBI,SBN					Net weight[kg]	
		Dimension[mm]			D1	D2		D3
		DIN flange		DIN flange				
H1	H2							
SBI, SBN 32-1-1	1.5	504	779	175	140	280	64.6	
SBI, SBN 32-1	2.2	504	779	175	140	280	66.7	
SBI, SBN 32-2-2	3.0	574	894	196	148	280	75.6	
SBI, SBN 32-2	4.0	574	909	219	162	280	82.6	
SBI, SBN 32-3-2	5.5	644	1004	234	199	300	99.5	
SBI, SBN 32-3	5.5	644	1004	234	199	300	99.5	
SBI, SBN 32-4-2	7.5	714	1114	234	199	300	111.5	
SBI, SBN 32-4	7.5	714	1114	234	199	300	111.6	
SBI, SBN 32-5-2	11.0	894	1294	268	215	350	148.1	
SBI, SBN 32-5	11.0	894	1294	268	215	350	148.2	
SBI, SBN 32-6-2	11.0	964	1409	268	215	350	151.1	
SBI, SBN 32-6	11.0	964	1409	268	215	350	151.2	
SBI, SBN 32-7-2	15.0	1034	1523	268	215	350	165.2	
SBI, SBN 32-7	15.0	1034	1523	268	215	350	165.2	
SBI, SBN 32-8-2	15.0	1104	1593	268	215	350	168.4	
SBI, SBN 32-8	15.0	1104	1593	268	215	350	168.4	
SBI, SBN 32-9-2	18.5	1174	1709	317	242	350	206.0	
SBI, SBN 32-9	18.5	1174	1709	317	242	350	206.1	
SBI, SBN 32-10-2	18.5	1244	1779	317	242	350	208.6	
SBI, SBN 32-10	18.5	1244	1779	317	242	350	208.7	
SBI, SBN 32-11-2	22.0	1314	1893	317	242	350	222.0	
SBI, SBN 32-11	22.0	1314	1893	317	242	350	222.0	
SBI, SBN 32-12-2	22.0	1384	1963	317	242	350	224.6	
SBI, SBN 32-12	22.0	1384	1963	317	242	400	224.6	
SBI, SBN 32-13-2	30.0	1454	2077	317	290	400	312.5	
SBI, SBN 32-13	30.0	1454	2077	317	290	400	312.5	
SBI, SBN 32-14-2	30.0	1524	2147	317	290	400	315.1	
SBI, SBN 32-14	30.0	1524	2147	317	290	400	315.1	